





# LOCKER

# USER INSTRUCTIONS

## TO LOCK

1. Close the door.
2. Make sure the knob is pointing up to  then set any 4-digit code.
3. Turn the knob to  .
4. Scramble the dials.

## TO UNLOCK

1. Re-enter your code.
2. Turn the knob up to  .
3. Open the door.
4. Keeping the knob facing  scramble the dials for the next user.

*To See How It Works, Visit the link below:*

***[www.keyless.co/keyless1-instructions/user/](http://www.keyless.co/keyless1-instructions/user/)***

 SHALOM  
AUSTIN

