

Ballbutton App How-To Guide



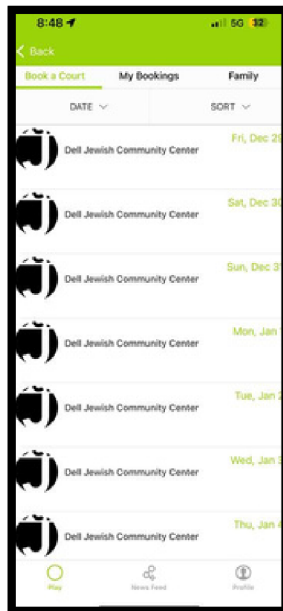
Book a reservation.

1. Select "Book a Court"
2. Choose the day you would like to play,
3. Select the blue box of the time you would like reserve
 - If the square has a lighter/gray tint, that time has passed
 - If the square is white the time slot has already been reserved

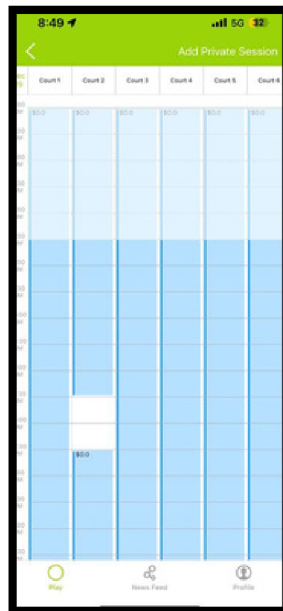
1



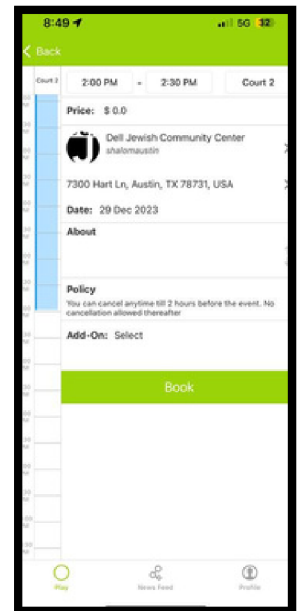
2



3

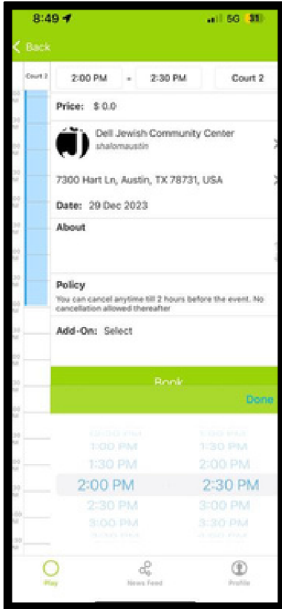


4




Continued on next page ...

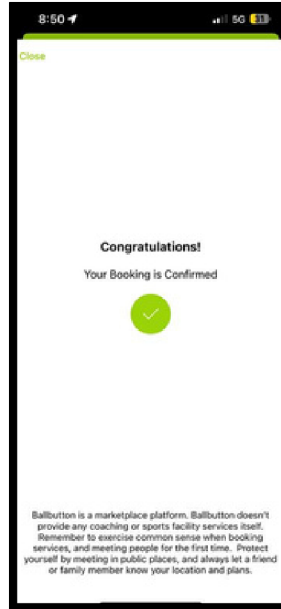
5



6



7



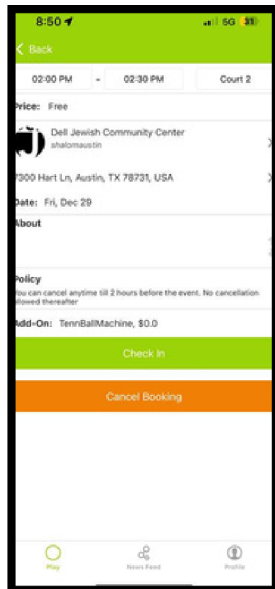
Managing reservation

- Reservations cannot be modified; they must be canceled and rescheduled.
 - To cancel reservations
 - i. Go to "My Bookings"
 - ii. Select the booking you would like to cancel
 - iii. select "Cancel Bookings"
 - iv. Select yes if you are sure
- a. Booking is officially canceled one you see "success"

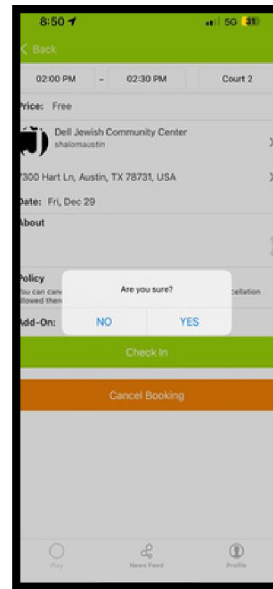
1



2



3



4

